




Implementation of the Curriculum for Excellence



1. EIS No.

	Response Count
	2,627
answered question	2,627
skipped question	0

2. How would you describe your position within your school/college?

		Response Percent	Response Count
Senior Manager		4.0%	104
Middle Manager		22.4%	588
Teacher/Lecturer		73.7%	1,935
	answered question		2,627
	skipped question		0




3. In preparation for the implementation of the CfE Senior Phase, how do you regard the quality of and access to information provided by:

	Good	Satisfactory	Unsatisfactory	Rating Count
a) Your Local Authority / Your College	8.1% (210)	40.0% (1,037)	51.9% (1,348)	2,595
b) Education Scotland	6.7% (171)	41.4% (1,059)	51.9% (1,329)	2,559
c) SQA	7.6% (197)	38.4% (989)	54.0% (1,390)	2,576
			answered question	2,612
			skipped question	15




4. In preparation for the implementation of the CfE Senior Phase, how do you regard the quality and level of support provided by:

	Good	Satisfactory	Unsatisfactory	Rating Count
a) Your Local Authority / Your College	6.7% (173)	33.0% (849)	60.3% (1,553)	2,575
b) Education Scotland	4.0% (100)	32.1% (813)	63.9% (1,617)	2,530
c) SQA	5.0% (127)	31.1% (791)	63.9% (1,623)	2,541
answered question				2,592
skipped question				35






5. Has S3 Profiling been included in your school's improvement plan / departmental action plan for the current session?

		Response Percent	Response Count
Yes		63.0%	1,616
No		17.8%	456
Not applicable		19.3%	494
answered question			2,566
skipped question			61






6. When do students in your school make their substantive subject choices?

		Response Percent	Response Count
S2		43.6%	1,061
S3		36.6%	892
Not Applicable		19.8%	483
Other (please specify)			224
		answered question	2,436
		skipped question	191



7. How many subjects will pupils study in S4 in 2013/2014?

		Response Percent	Response Count
5		7.7%	192
6		27.5%	687
7		18.1%	453
8		25.5%	638
Not Applicable		21.1%	528
		answered question	2,498
		skipped question	129

8. How confident are you that your department will be able to deliver the new qualifications at National 4 and National 5 from 2013-14?

		Response Percent	Response Count
Fully Confident		3.3%	84
Very Confident		7.7%	196
Confident		34.2%	867
Barely Confident		43.4%	1,099
Not Confident at All		11.4%	289
answered question			2,535
skipped question			92

9. In preparation for the implementation of the CfE Senior Phase, has workload increased over the last year?

		Response Percent	Response Count
Yes		89.8%	2,301
No		10.2%	260
answered question			2,561
skipped question			66

10. If 'Yes', please describe the level of increase:

		Response Percent	Response Count
Very High		44.6%	1,012
High		38.6%	877
Medium		15.8%	358
Low		1.0%	23
Very Low		0.0%	1

Please identify the main cause(s) of this increase.

1,675

answered question

2,271

skipped question

356

11. To what extent has your school's working time agreement helped to limit the workload implications of CfE?

		Response Percent	Response Count
Completely		0.3%	7
A lot		4.4%	110
A little		30.4%	765
Not at all		49.5%	1,244
Not applicable		15.4%	388




answered question

2,514

skipped question

113

12. Did your school / department receive additional financial support, as per the Support package, related to the new National 4 and 5 qualifications?




		Response Percent	Response Count
Yes		32.8%	744
No		37.6%	853
Not applicable		29.5%	669

If 'Yes', please quantify if possible. 529

answered question 2,266

skipped question 361

13. Has your department identified any additional resources which will be required to support the Senior Phase in relation to CfE implementation and to reduce workload in your school/department?



		Response Percent	Response Count
Yes		41.8%	1,006
No		37.8%	908
Not Applicable		20.4%	490

Please specify if possible 819



answered question 2,404

skipped question 223




14. If 'Yes', has this request been met?

		Response Percent	Response Count
Yes		33.2%	321
No		66.8%	646
answered question			967
skipped question			1,660





15. If 'No', are you now in a position to identify what additional help or support you require to implement National 4 and 5 successfully?

		Response Percent	Response Count
Yes		35.0%	306
No		65.0%	568
Please specify			388
answered question			874
skipped question			1,753



16. How helpful have the published SQA materials been in preparing for the implementation of the new qualifications?

		Response Percent	Response Count
Very helpful		3.5%	80
Helpful		41.2%	951
Not very helpful		55.3%	1,277
Please outline any concerns			1,056
answered question			2,308
skipped question			319



17. How satisfied are you that the National 5 examinations in your subject area promote sound learning?

		Response Percent	Response Count
Very satisfied		3.1%	66
Satisfied		38.5%	822
Not satisfied		42.1%	900
Not at all satisfied		16.3%	348
Other Comments (please specify)			732
answered question			2,136
skipped question			491

18. Has a subject leader from your department been able to attend subject-based INSET, or other events, organised by SQA?

		Response Percent	Response Count
Yes		71.9%	1,625
No		28.1%	635
answered question			2,260
skipped question			367



19. Have you been able to access any of the course materials being published by Education Scotland? (Please add any additional comments.)

		Response Percent	Response Count
Yes		62.3%	1,396
No		37.7%	845
Additional Comments			560
answered question			2,241
skipped question			386

20. Please rate the following additional support in terms of usefulness, with 1 being essential and 4 being the least crucial.

	1	2	3	4	Rating Count
Additional Financial Support (per capita)	57.4% (1,256)	26.4% (577)	11.6% (253)	4.7% (103)	2,189
Extra INSET days for school activity	58.4% (1,291)	24.1% (533)	10.4% (230)	7.1% (157)	2,211
Local authority led CPD	33.9% (745)	31.4% (691)	19.8% (436)	14.9% (328)	2,200
SQA inset	46.8% (1,022)	33.1% (723)	13.0% (284)	7.0% (153)	2,182
SQA exemplification	76.0% (1,684)	13.5% (299)	5.0% (111)	5.5% (122)	2,216
Course materials	76.8% (1,706)	12.6% (280)	4.9% (109)	5.6% (125)	2,220
Other (please specify)					290
answered question					2,265
skipped question					362

21. Have you any additional comments on CfE Implementation?

		Response Percent	Response Count
Yes		39.8%	855
No		60.2%	1,291
	If 'Yes' (please specify)		961
		answered question	2,146
		skipped question	481