

1. Name of member

	Response Count
	2,723
answered question	2,723
skipped question	0

2. Name of School

	Response Count
	2,723
answered question	2,723
skipped question	0

3. Local Authority

	Response Count
	2,723
answered question	2,723
skipped question	0



4. In preparation for the Senior Phase in relation to CfE implementation how do you regard the quality of and access to information provided by:

	Very Good	Good	Satisfactory	Unsatisfactory	Response Count
Your Local Authority	2.0% (41)	8.5% (176)	29.7% (616)	59.9% (1,242)	2,075
Education Scotland (LTS)	1.6% (33)	8.8% (183)	31.2% (647)	58.4% (1,212)	2,075
Education Scotland (HMIE)	1.0% (21)	4.9% (101)	25.5% (529)	68.6% (1,424)	2,075
Scottish Government	0.9% (18)	3.8% (78)	20.5% (426)	74.8% (1,553)	2,075
SQA	2.2% (45)	8.3% (172)	25.4% (527)	64.1% (1,331)	2,075
answered question					2,075
skipped question					648



5. In preparation for the Senior Phase in relation to CfE implementation how do you regard the quality and level of support provided by:

	Very Good	Good	Satisfactory	Unsatisfactory	Response Count
Your Local Authority	1.6% (33)	7.0% (145)	22.9% (476)	68.5% (1,421)	2,075
Education Scotland (LTS)	0.9% (18)	5.8% (120)	23.7% (492)	69.6% (1,445)	2,075
Education Scotland (HMIE)	0.8% (16)	3.1% (65)	19.0% (395)	77.1% (1,599)	2,075
Scottish Government	0.8% (16)	2.4% (50)	13.7% (285)	83.1% (1,724)	2,075
SQA	1.3% (28)	4.8% (100)	20.5% (425)	73.3% (1,522)	2,075
answered question					2,075
skipped question					648




6. Has CfE senior phase been included in your school's development plan?

		Response Percent	Response Count
Yes		83.8%	1,739
No		16.2%	336
answered question			2,075
skipped question			648






7. In your school are pupils to be provided with a broad general education over their S1 to S3 experience?

		Response Percent	Response Count
Yes		75.4%	1,564
No		24.6%	511
answered question			2,075
skipped question			648



8. What type of curricular model is your school to use?

		Response Percent	Response Count
2+2+2		30.1%	624
3+3		29.5%	613
Don't know		40.4%	838
answered question			2,075
skipped question			648

9. How confident are you that your department will be able to deliver the new qualifications at National 4 and National 5 from 2013-14?

		Response Percent	Response Count
Fully Confident		2.9%	60
Very Confident		4.2%	88
Confident		21.9%	455
Barely Confident		47.8%	992
Not Confident at All		23.1%	480
		answered question	2,075
		skipped question	648

10. In preparation for the Senior Phase in relation to CfE implementation, has workload increased over the last year?

		Response Percent	Response Count
Yes		91.2%	1,892
No		8.8%	183
		answered question	2,075
		skipped question	648

11. If Yes, please describe the level of increase:

		Response Percent	Response Count
Very High		41.9%	775
High		38.0%	703
Medium		18.3%	338
Low		1.7%	31
Very Low		0.2%	4

Please identify the main cause(s) of this increase.

1,502

answered question

1,851

skipped question

872

12. To what extent has your school's working time agreement helped to limit the workload implications of CfE?

		Response Percent	Response Count
Completely		0.7%	13
A lot		4.7%	90
A little		36.7%	700
Not at all		57.9%	1,106



answered question

1,909

skipped question

814

13. Do you think that additional resources will be required to support the Senior Phase in relation to CfE implementation and to reduce workload in your school/department?



		Response Percent	Response Count
Yes		93.2%	1,779
No		6.8%	130

If 'Yes', please comment on the additional resources required 1,475

answered question 1,909

skipped question 814



14. Would it be helpful for extra in-service days to be provided in June/August 2012?

		Response Percent	Response Count
Yes		86.5%	1,652
No		13.5%	257

answered question 1,909

skipped question 814

15. Have you any additional comments on CfE Implementation?

		Response Percent	Response Count
Yes		69.0%	1,317
No		31.0%	592

If 'Yes', please specify 1,329

answered question 1,909

skipped question 814