








1. EIS No. (as listed in email or members area of EIS website)

	Response Count
	3,868
answered question	3,868
skipped question	10




2. 2. How confident are you in terms of assessment within CfE?

		Response Percent	Response Count
Fully Confident		0.8%	32
Very Confident		6.1%	237
Confident		39.4%	1,520
Barely Confident		43.9%	1,692
Not Confident at All		9.7%	374
	answered question		3,855
	skipped question		23

3. 3. (a) Are you involved in moderation processes around assessment?

		Response Percent	Response Count
Yes		73.0%	2,801
No (Please go to Question 4)		27.0%	1,036
	answered question		3,837
	skipped question		41



4. (b) If so, is this conducted on a school, cluster or local authority basis?

		Response Percent	Response Count
School		62.2%	1,752
Cluster		64.4%	1,814
Local Authority		13.4%	376
answered question			2,816
skipped question			1,062



5. 4. In terms of moderation and assessment, how do you regard the quality and level of support provided by the following:

	Excellent	Good	Satisfactory	Unsatisfactory	Rating Count
a) Your establishment	8.1% (311)	34.5% (1,319)	37.7% (1,443)	19.6% (751)	3,824
b) Your local authority	0.9% (34)	15.1% (573)	36.1% (1,366)	47.9% (1,812)	3,785
c) Education Scotland	0.9% (33)	13.9% (515)	40.3% (1,498)	44.9% (1,667)	3,713
answered question					3,837
skipped question					41





6. 5. (a) Are the terms “developing”, “consolidating” and “secure” used for determining progress within CfE?

		Response Percent	Response Count
Yes		81.1%	3,120
No (Please go to Part (c))		18.9%	725
answered question			3,845
skipped question			33



7. (b) If so, are they used as part of a narrative or as part of a tick box approach?

		Response Percent	Response Count
narrative		36.3%	1,112
tick box		63.7%	1,952
answered question			3,064
skipped question			814




8. (c) How useful, or otherwise, do you consider these terms to be?

		Response Percent	Response Count
Very Useful		2.5%	96
Useful		35.2%	1,344
Barely Useful		44.6%	1,703
Not Useful at All		17.7%	675
answered question			3,818
skipped question			60





9. 6. (a) Does your school have a profiling process in place?

		Response Percent	Response Count
Yes		80.8%	3,064
No (Please go to Question 7)		19.2%	730
answered question			3,794
skipped question			84




10. (b) FOR P7 TEACHERS ONLY - How useful do you consider the P7 Profiles to be in supporting the transition process?

		Response Percent	Response Count
Very useful		7.2%	54
Useful		38.0%	287
Not very useful		54.8%	414
answered question			755
skipped question			3,123



11. 7. In terms of reporting which of the following best describes the format used in your school?

		Response Percent	Response Count
integrated narrative of pupil progress across skills and subjects		22.4%	856
discrete narrative comments on different subject areas		36.8%	1,402
primarily a tick box approach indicating 'levels' of progress		3.8%	145
combination of narrative and tick box		37.0%	1,411
answered question			3,814
skipped question			64



12. 8. How would you describe the amount of forward planning undertaken in your school?

		Response Percent	Response Count
Excessive		46.7%	1,797
Appropriate to requirement		49.1%	1,888
Light touch		4.3%	164
		answered question	3,849
		skipped question	29

13. 9. Are the forward planning formats used for monitoring purposes?

		Response Percent	Response Count
Yes		78.8%	3,014
No		21.2%	811
		answered question	3,825
		skipped question	53

14. 10. (a) Regarding the implementation of the CfE in your school, has workload increased over the last year?

		Response Percent	Response Count
Yes		88.6%	3,395
No (Please go to Question 11)		11.4%	438
		answered question	3,833
		skipped question	45

15. (b) If Yes, please describe the level of increase:

		Response Percent	Response Count
Very High		37.3%	1,270
High		44.1%	1,502
Medium		17.5%	597
Low		0.9%	31
Very Low		0.2%	8
answered question			3,408
skipped question			470

16. (c) Please identify the main cause(s) of this increase.

	Response Count
	3,062
answered question	3,062
skipped question	816

17. 11. To what extent has your school's working time agreement helped to limit the workload implications of CfE?

		Response Percent	Response Count
Completely		1.3%	48
A lot		11.2%	426
A little		47.6%	1,812
Not at all		40.0%	1,523
answered question			3,809
skipped question			69

18. 12. a) Has your school identified any additional resources which would support CfE implementation in your school? (Please specify if possible)

		Response Percent	Response Count
Yes		40.5%	1,498
No (Please go to Question 13)		59.5%	2,199
	If Yes, please specify		1,152
answered question			3,697
skipped question			181

19. b) If 'Yes', has this request been met?

		Response Percent	Response Count
Yes		75.5%	1,075
No		24.5%	349
answered question			1,424
skipped question			2,454

20. 13. Please rate the following additional support in terms of usefulness, with 1 being essential and 4 being the least crucial.



	1	2	3	4	Rating Count
Additional Financial Support (per capita)	56.0% (2,059)	25.9% (953)	11.9% (436)	6.2% (226)	3,674
Extra INSET days for school activity	45.2% (1,687)	34.5% (1,287)	13.9% (520)	6.3% (235)	3,729
Local authority led CPD	34.9% (1,298)	37.3% (1,387)	19.4% (720)	8.3% (309)	3,714
Exemplification of Standards	61.2% (2,269)	26.8% (993)	8.2% (304)	3.9% (143)	3,709
Collegiate cross marking sessions	33.9% (1,245)	41.6% (1,529)	17.9% (658)	6.6% (242)	3,674
Other (Please specify)	73.3% (304)	7.0% (29)	4.6% (19)	15.2% (63)	415

Other 502

answered question 3,786

skipped question 92

21. 14. Have you any additional comments on CfE Implementation?

		Response Percent	Response Count
Yes		36.7%	1,288
No		63.3%	2,218

If 'Yes' (please specify) 1,457

answered question 3,506

skipped question 372