

Implementation of the Curriculum for Excellence



1. EIS No.

	Response Count
	93
answered question	93
skipped question	0

2. How would you describe your position within your school/college?

	Response Percent	Response Count
Senior Manager	100.0%	93
Middle Manager	0.0%	0
Teacher/Lecturer	0.0%	0
answered question		93
skipped question		0




3. In preparation for the implementation of the CfE Senior Phase, how do you regard the quality of and access to information provided by:

	Good	Satisfactory	Unsatisfactory	Rating Count
a) Your Local Authority / Your College	19.4% (18)	54.8% (51)	25.8% (24)	93
b) Education Scotland	15.2% (14)	54.3% (50)	30.4% (28)	92
c) SQA	21.1% (19)	46.7% (42)	32.2% (29)	90
answered question				93
skipped question				0




4. In preparation for the implementation of the CfE Senior Phase, how do you regard the quality and level of support provided by:

	Good	Satisfactory	Unsatisfactory	Rating Count
a) Your Local Authority / Your College	18.3% (17)	46.2% (43)	35.5% (33)	93
b) Education Scotland	13.0% (12)	46.7% (43)	40.2% (37)	92
c) SQA	14.1% (13)	48.9% (45)	37.0% (34)	92
answered question				93
skipped question				0






5. Has S3 Profiling been included in your school's improvement plan / departmental action plan for the current session?

		Response Percent	Response Count
Yes		90.3%	84
No		3.2%	3
Not applicable		6.5%	6
answered question			93
skipped question			0






6. When do students in your school make their substantive subject choices?

		Response Percent	Response Count
S2		40.0%	36
S3		52.2%	47
Not Applicable		7.8%	7
Other (please specify)			13
answered question			90
skipped question			3



7. How many subjects will pupils study in S4 in 2013/2014?

		Response Percent	Response Count
5		5.4%	5
6		41.3%	38
7		14.1%	13
8		33.7%	31
Not Applicable		5.4%	5
answered question			92
skipped question			1

8. How confident are you that your department will be able to deliver the new qualifications at National 4 and National 5 from 2013-14?

		Response Percent	Response Count
Fully Confident		9.1%	8
Very Confident		21.6%	19
Confident		55.7%	49
Barely Confident		12.5%	11
Not Confident at All		1.1%	1
answered question			88
skipped question			5

9. In preparation for the implementation of the CfE Senior Phase, has workload increased over the last year?

		Response Percent	Response Count
Yes		91.4%	85
No		8.6%	8
answered question			93
skipped question			0

10. If 'Yes', please describe the level of increase:

		Response Percent	Response Count
Very High		32.9%	28
High		48.2%	41
Medium		17.6%	15
Low		1.2%	1
Very Low		0.0%	0

Please identify the main cause(s) of this increase.

58

answered question

85

skipped question

8

11. To what extent has your school's working time agreement helped to limit the workload implications of CfE?

		Response Percent	Response Count
Completely		1.1%	1
A lot		16.1%	15
A little		49.5%	46
Not at all		25.8%	24
Not applicable		7.5%	7




answered question

93

skipped question

0

12. Did your school / department receive additional financial support, as per the Support package, related to the new National 4 and 5 qualifications?




		Response Percent	Response Count
Yes		58.4%	52
No		25.8%	23
Not applicable		15.7%	14

If 'Yes', please quantify if possible. 25

answered question 89

skipped question 4

13. Has your department identified any additional resources which will be required to support the Senior Phase in relation to CfE implementation and to reduce workload in your school/department?



		Response Percent	Response Count
Yes		46.7%	42
No		26.7%	24
Not Applicable		26.7%	24

Please specify if possible 21


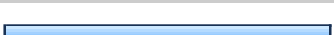
answered question 90

skipped question 3




14. If 'Yes', has this request been met?

		Response Percent	Response Count
Yes		50.0%	21
No		50.0%	21
answered question			42
skipped question			51





15. If 'No', are you now in a position to identify what additional help or support you require to implement National 4 and 5 successfully?

		Response Percent	Response Count
Yes		47.6%	10
No		52.4%	11
Please specify			12
answered question			21
skipped question			72



16. How helpful have the published SQA materials been in preparing for the implementation of the new qualifications?

		Response Percent	Response Count
Very helpful		7.9%	7
Helpful		57.3%	51
Not very helpful		34.8%	31
Please outline any concerns			22
answered question			89
skipped question			4



17. How satisfied are you that the National 5 examinations in your subject area promote sound learning?

		Response Percent	Response Count
Very satisfied		6.5%	5
Satisfied		61.0%	47
Not satisfied		27.3%	21
Not at all satisfied		5.2%	4
Other Comments (please specify)			15
answered question			77
skipped question			16

18. Has a subject leader from your department been able to attend subject-based INSET, or other events, organised by SQA?

		Response Percent	Response Count
Yes		97.7%	85
No		2.3%	2
answered question			87
skipped question			6

19. Have you been able to access any of the course materials being published by Education Scotland? (Please add any additional comments.)

		Response Percent	Response Count
Yes		80.7%	71
No		19.3%	17

Additional Comments 9

answered question 88

skipped question 5

20. Please rate the following additional support in terms of usefulness, with 1 being essential and 4 being the least crucial.



	1	2	3	4	Rating Count
Additional Financial Support (per capita)	53.4% (47)	33.0% (29)	10.2% (9)	3.4% (3)	88
Extra INSET days for school activity	71.3% (62)	21.8% (19)	4.6% (4)	2.3% (2)	87
Local authority led CPD	29.9% (26)	37.9% (33)	23.0% (20)	9.2% (8)	87
SQA inset	39.8% (35)	39.8% (35)	11.4% (10)	9.1% (8)	88
SQA exemplification	62.5% (55)	28.4% (25)	5.7% (5)	3.4% (3)	88
Course materials	66.7% (58)	27.6% (24)	2.3% (2)	3.4% (3)	87

Other (please specify) 6

answered question 89

skipped question 4

21. Have you any additional comments on CfE Implementation?

		Response Percent	Response Count
Yes		37.0%	30
No		63.0%	51
	If 'Yes' (please specify)		34
answered question			81
skipped question			12