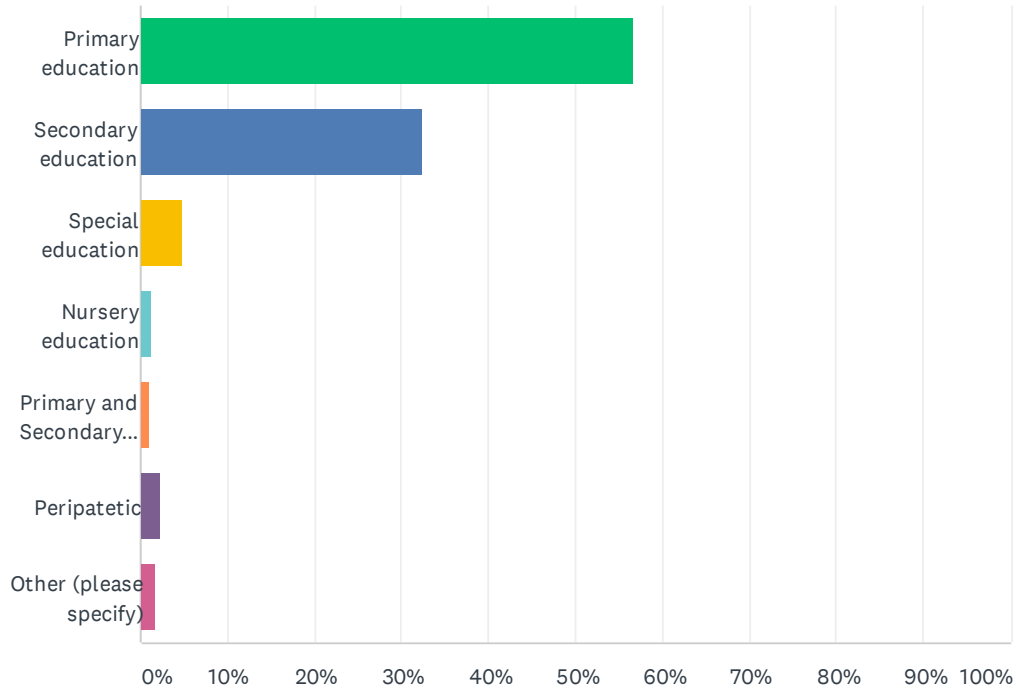


Q1 I work in....

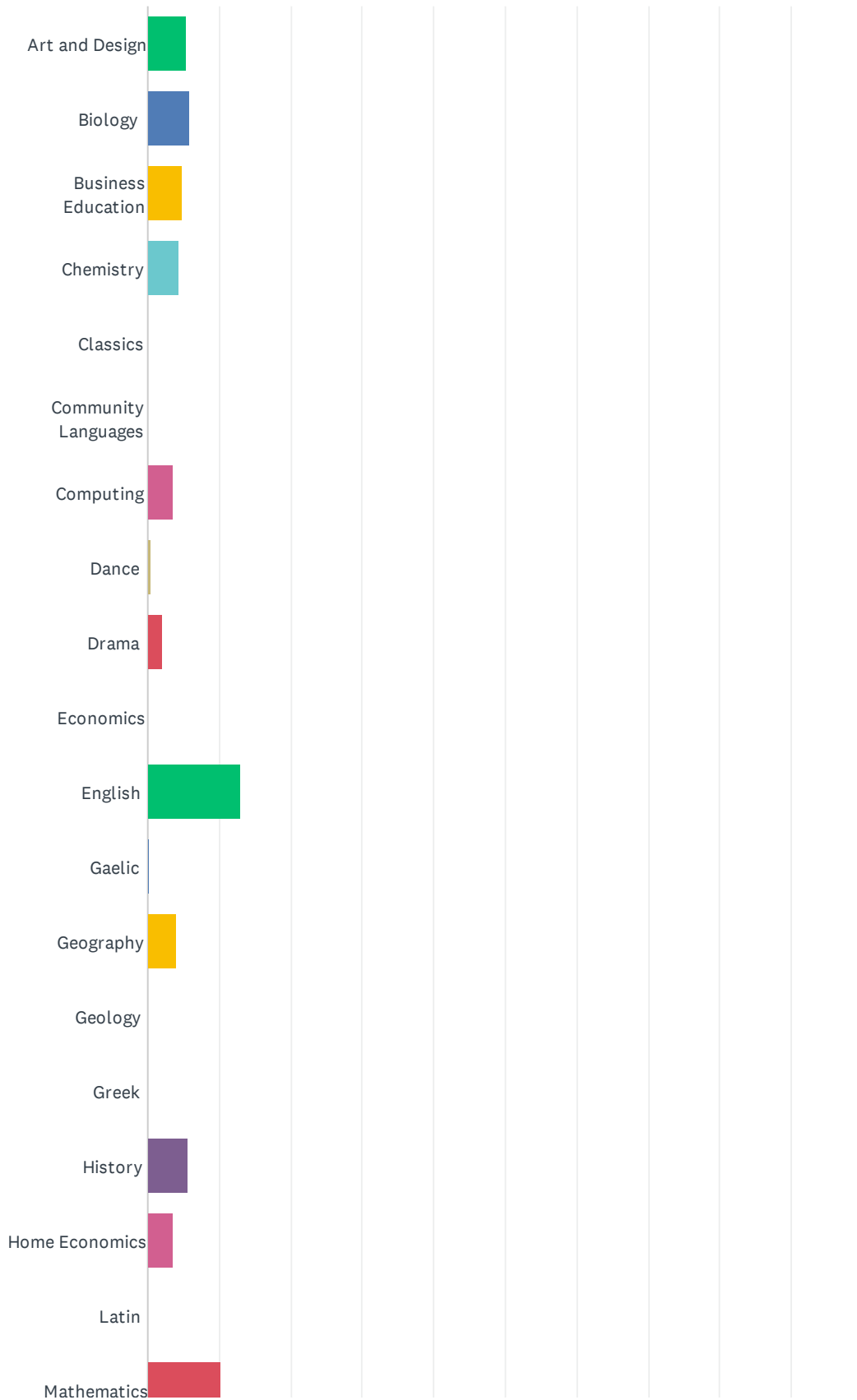
Answered: 26,128 Skipped: 0



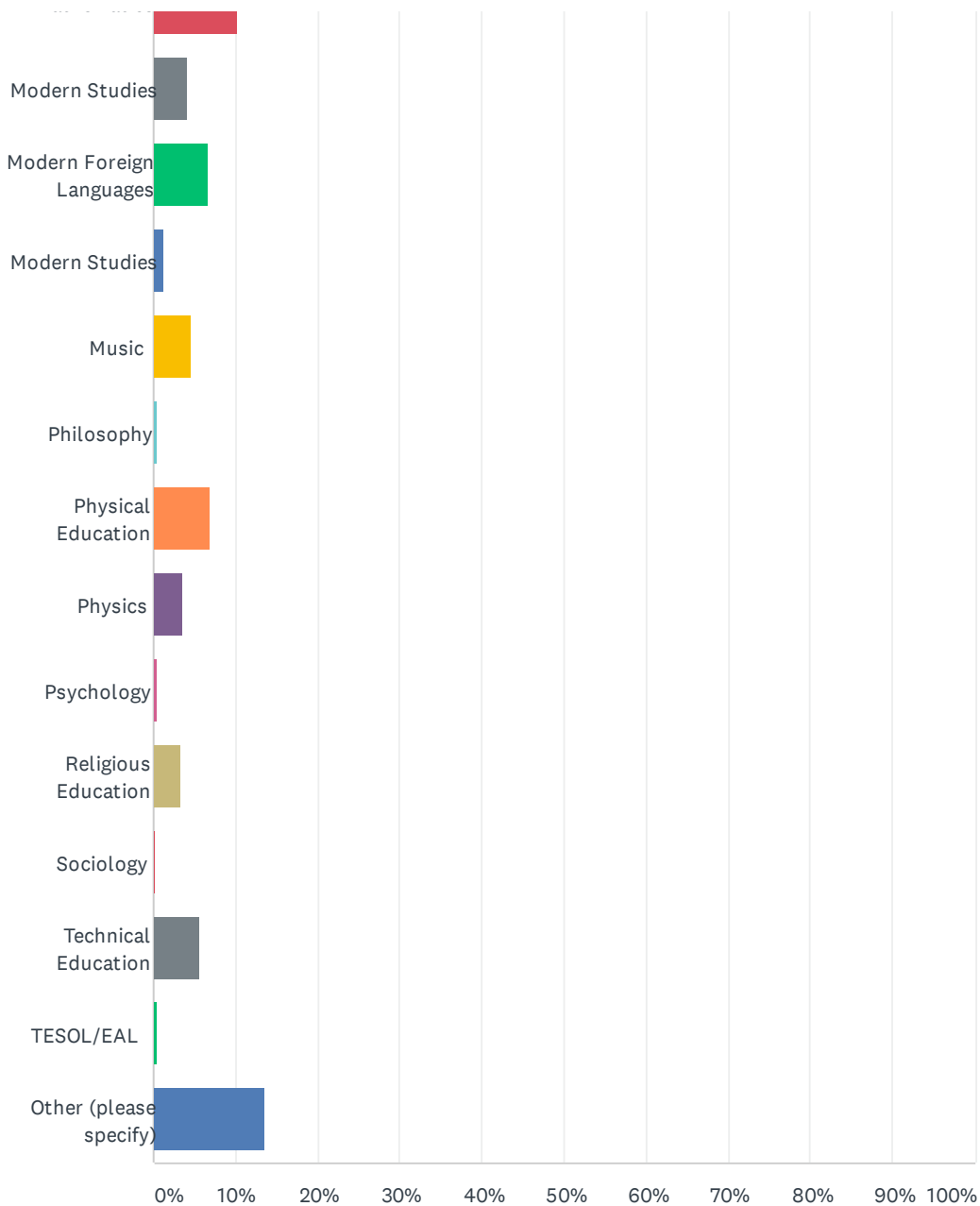
ANSWER CHOICES	RESPONSES	
Primary education	56.71%	14,818
Secondary education	32.49%	8,488
Special education	4.73%	1,236
Nursery education	1.16%	304
Primary and Secondary education	0.98%	255
Peripatetic	2.33%	609
Other (please specify)	1.60%	418
TOTAL		26,128

Q2 I teach...

Answered: 8,401 Skipped: 17,727



Teaching during the Covid-19 school shutdown

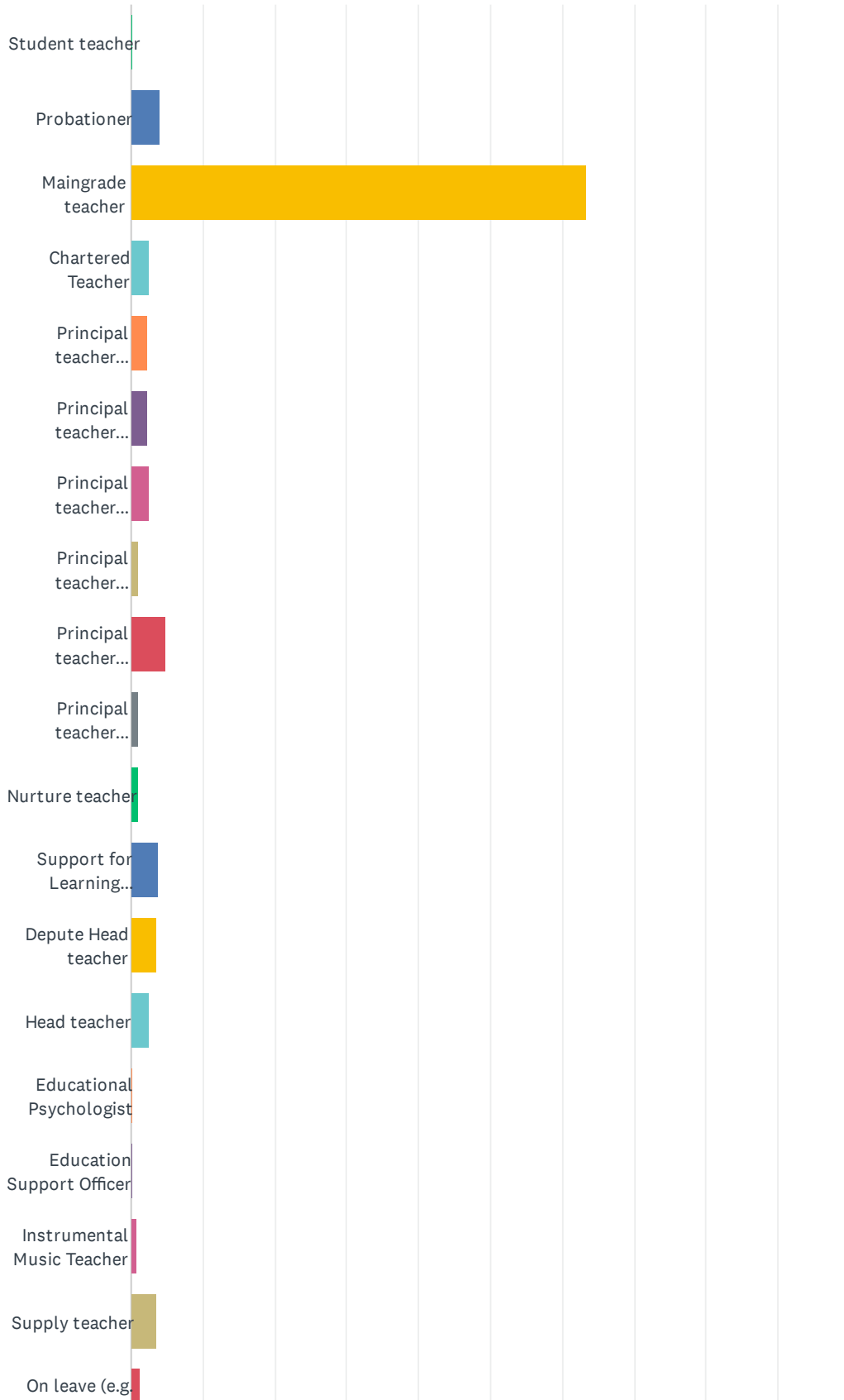


Teaching during the Covid-19 school shutdown

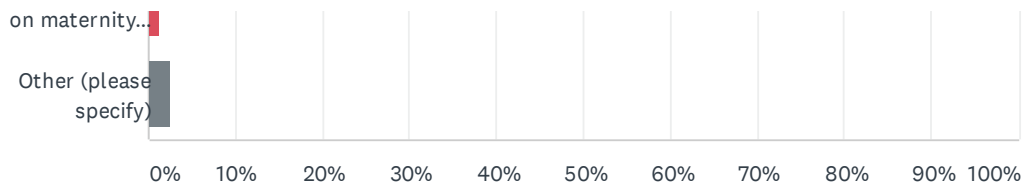
ANSWER CHOICES	RESPONSES	
Art and Design	5.38%	452
Biology	5.81%	488
Business Education	4.76%	400
Chemistry	4.46%	375
Classics	0.06%	5
Community Languages	0.06%	5
Computing	3.48%	292
Dance	0.40%	34
Drama	2.17%	182
Economics	0.07%	6
English	12.96%	1,089
Gaelic	0.21%	18
Geography	3.88%	326
Geology	0.01%	1
Greek	0.00%	0
History	5.64%	474
Home Economics	3.59%	302
Latin	0.01%	1
Mathematics	10.26%	862
Modern Studies	4.25%	357
Modern Foreign Languages	6.71%	564
Modern Studies	1.35%	113
Music	4.61%	387
Philosophy	0.40%	34
Physical Education	6.99%	587
Physics	3.57%	300
Psychology	0.42%	35
Religious Education	3.30%	277
Sociology	0.18%	15
Technical Education	5.69%	478
TESOL/EAL	0.43%	36
Other (please specify)	13.59%	1,142
Total Respondents: 8,401		

Q3 What is your substantive post?

Answered: 25,722 Skipped: 406



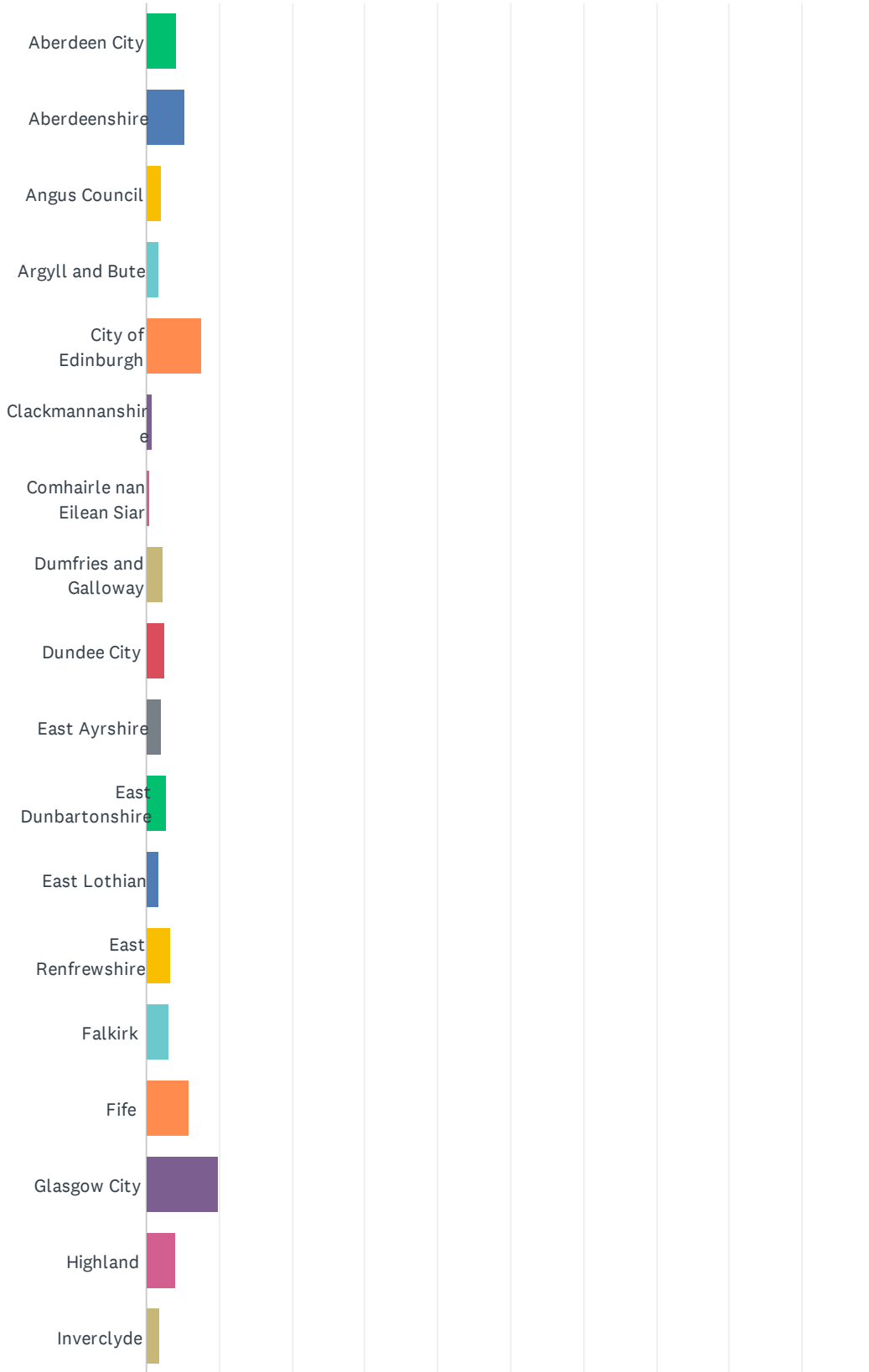
Teaching during the Covid-19 school shutdown



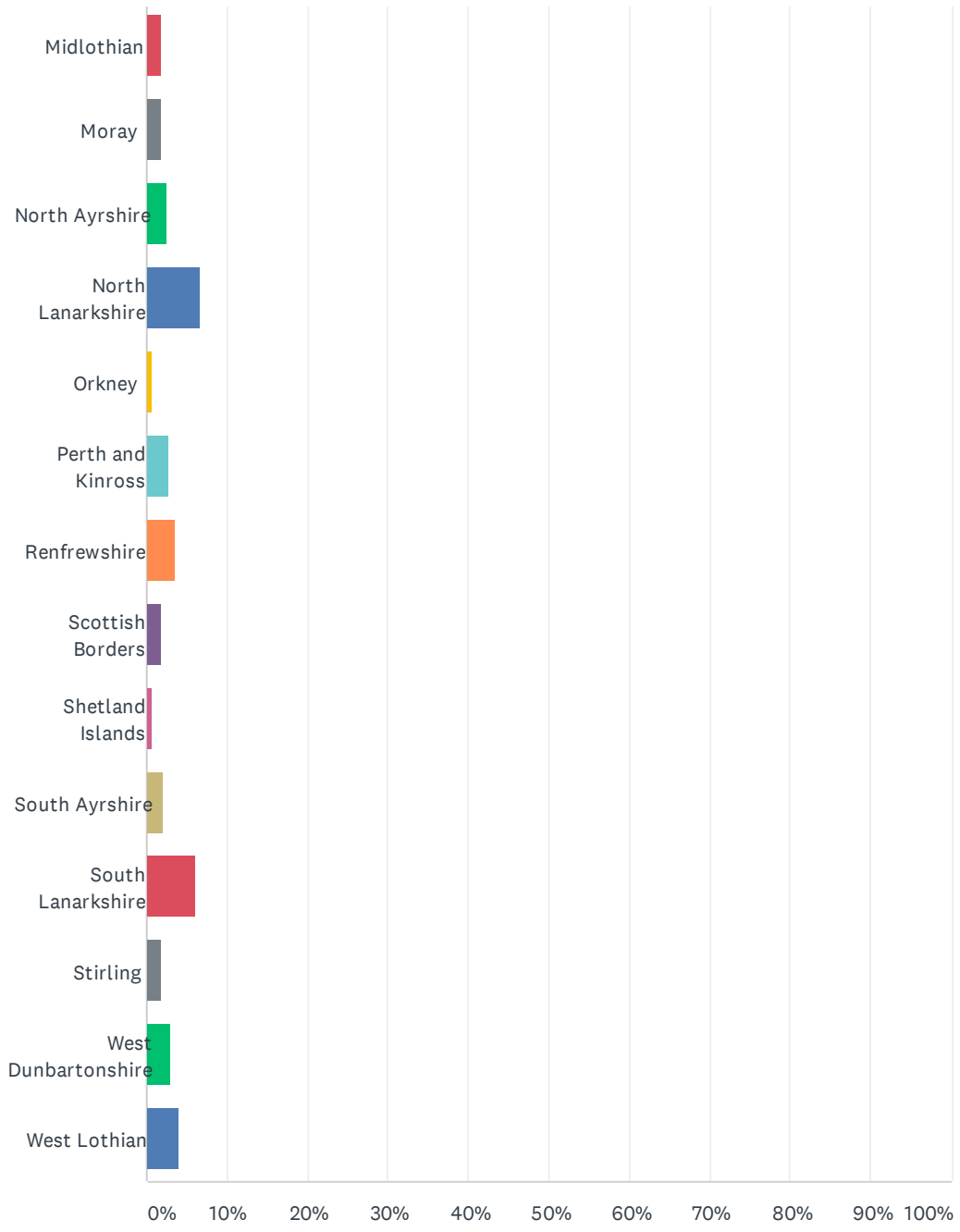
ANSWER CHOICES	RESPONSES	
Student teacher	0.18%	47
Probationer	4.00%	1,030
Maingrade teacher	63.37%	16,300
Chartered Teacher	2.55%	655
Principal teacher (subject)	2.28%	586
Principal teacher (Pastoral Care)	2.27%	583
Principal teacher (Faculty)	2.55%	656
Principal teacher (Curricular)	1.01%	260
Principal teacher (Primary)	4.73%	1,216
Principal teacher (Additional Support for Learning)	1.14%	292
Nurture teacher	1.04%	267
Support for Learning teacher	3.86%	992
Depute Head teacher	3.65%	939
Head teacher	2.41%	619
Educational Psychologist	0.23%	59
Education Support Officer	0.25%	65
Instrumental Music Teacher	0.90%	231
Supply teacher	3.61%	928
On leave (e.g. on maternity, sick, or study leave)	1.25%	321
Other (please specify)	2.55%	656
Total Respondents: 25,722		

Q4 Which local authority area do you work in? (tick more than one if applicable)

Answered: 25,544 Skipped: 584



Teaching during the Covid-19 school shutdown



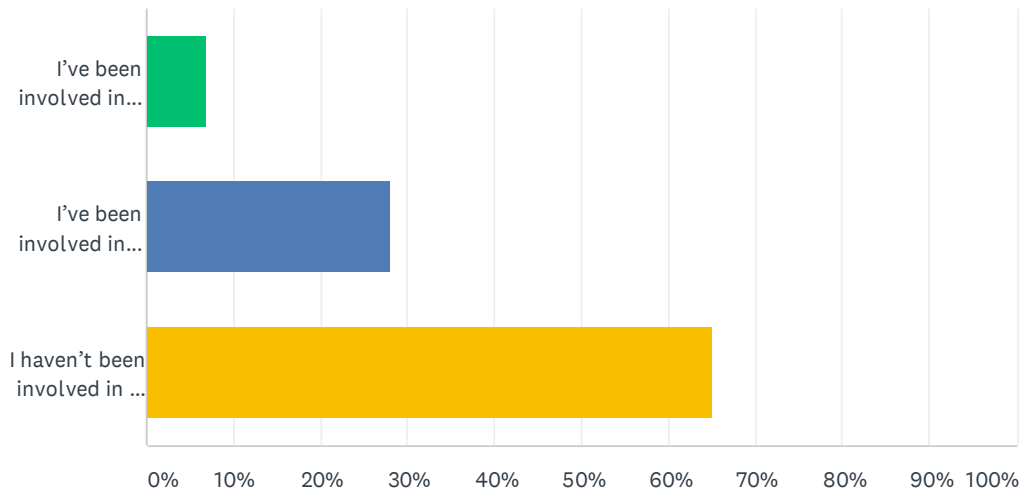
Teaching during the Covid-19 school shutdown

ANSWER CHOICES	RESPONSES	
Aberdeen City	4.22%	1,078
Aberdeenshire	5.28%	1,350
Angus Council	2.11%	540
Argyll and Bute	1.59%	406
City of Edinburgh	7.62%	1,946
Clackmannanshire	0.90%	229
Comhairle nan Eilean Siar	0.48%	123
Dumfries and Galloway	2.37%	606
Dundee City	2.51%	642
East Ayrshire	2.16%	553
East Dunbartonshire	2.81%	719
East Lothian	1.69%	431
East Renfrewshire	3.29%	840
Falkirk	3.16%	807
Fife	5.75%	1,470
Glasgow City	9.82%	2,508
Highland	3.92%	1,001
Inverclyde	1.90%	485
Midlothian	1.97%	502
Moray	1.94%	496
North Ayrshire	2.48%	633
North Lanarkshire	6.60%	1,687
Orkney	0.60%	154
Perth and Kinross	2.67%	683
Renfrewshire	3.48%	890
Scottish Borders	1.82%	466
Shetland Islands	0.59%	151
South Ayrshire	2.16%	552
South Lanarkshire	5.99%	1,529
Stirling	1.90%	486
West Dunbartonshire	2.93%	749
West Lothian	4.04%	1,032

Total Respondents: 25,544

Q5 To what extent have you been involved in Hub provision in your Local area?

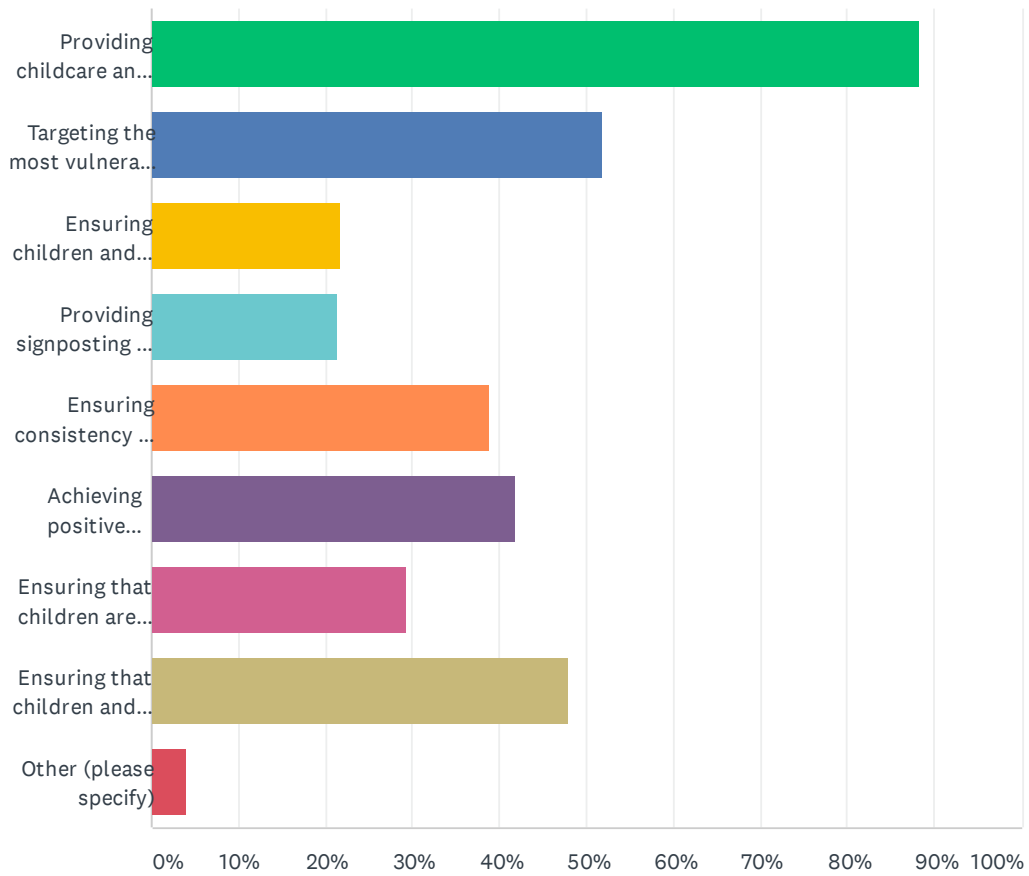
Answered: 25,374 Skipped: 754



ANSWER CHOICES	RESPONSES	
I've been involved in planning Hub learning provision and support	6.91%	1,754
I've been involved in teaching within a Hub	27.96%	7,094
I haven't been involved in Hub provision at all	65.13%	16,526
TOTAL		25,374

Q6 Which the following objectives of Hub provision have been delivered well in your Hub? (please tick all that apply)

Answered: 8,524 Skipped: 17,604

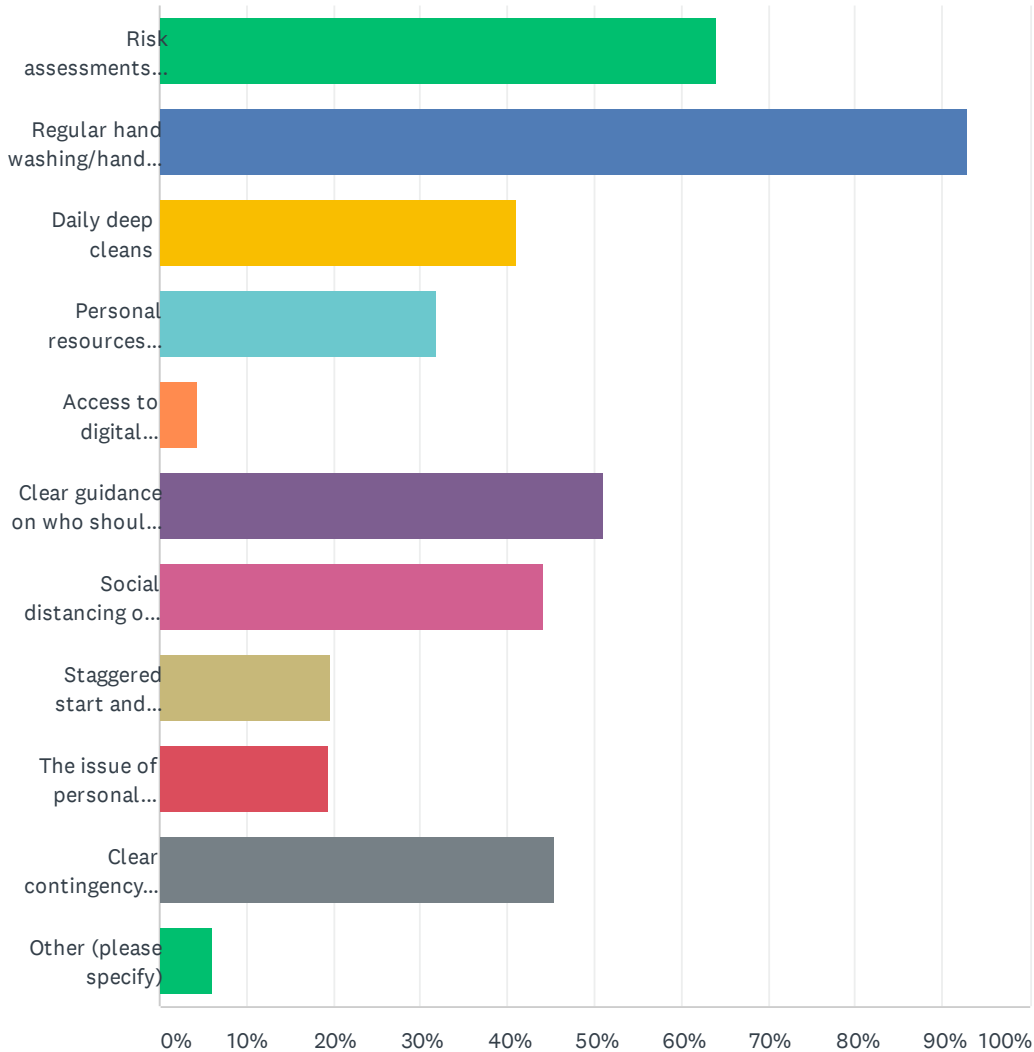


Teaching during the Covid-19 school shutdown

ANSWER CHOICES	RESPONSES	
Providing childcare and learning opportunities for children of eligible key workers	88.26%	7,523
Targeting the most vulnerable children to attend	51.92%	4,426
Ensuring children and young people with more complex additional support needs, which cannot be met at home, are having their needs met	21.75%	1,854
Providing signposting and access to additional support services for eligible children and their families	21.34%	1,819
Ensuring consistency of safeguarding and child protection approaches	38.81%	3,308
Achieving positive learner engagement and wellbeing	41.82%	3,565
Ensuring that children are staying connected with learning by attending regularly	29.35%	2,502
Ensuring that children and their families have access to food	47.89%	4,082
Other (please specify)	4.02%	343
Total Respondents: 8,524		

Q7 What health and safety measures were introduced to ensure the safety of staff and pupils within the Hub provision you've been working in? (Tick all relevant boxes)

Answered: 7,991 Skipped: 18,137



Teaching during the Covid-19 school shutdown

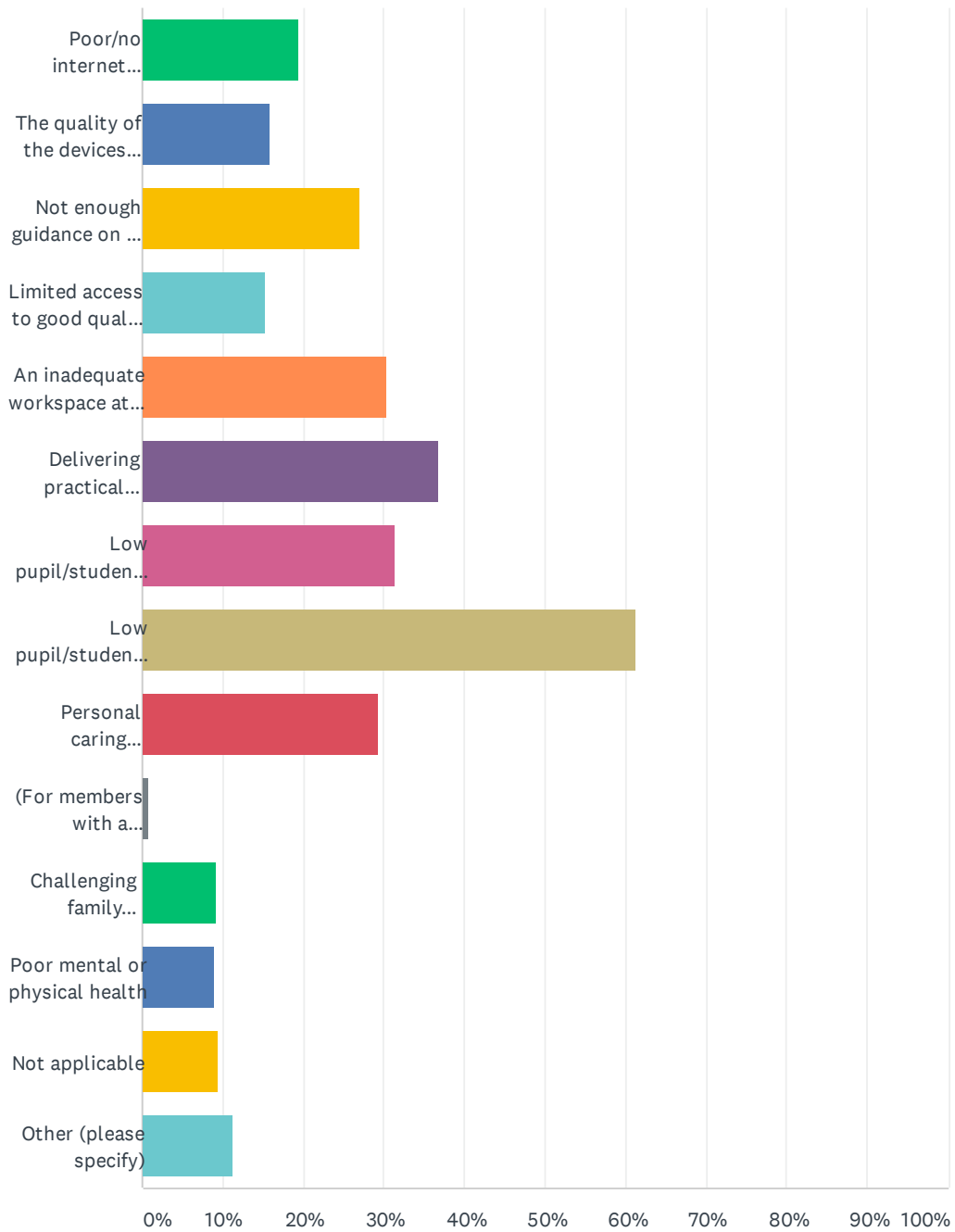
ANSWER CHOICES	RESPONSES
Risk assessments carried out, mitigation put in place, and all relevant information shared with staff	63.96% 5,111
Regular hand washing/hand sanitising routines	92.97% 7,429
Daily deep cleans	41.08% 3,283
Personal resources provided to children to avoid the sharing of toys, pens, pencils, scissors, etc.	31.81% 2,542
Access to digital thermometers for pupils and staff that can be used safely and at a distance to check for possible signs of infection	4.34% 347
Clear guidance on who should and shouldn't be entering the Hubs in order to maintain social distancing	51.06% 4,080
Social distancing of 2 metres at all times	44.17% 3,530
Staggered start and finish times to reduce the number of children in the available space(s) at one time	19.66% 1,571
The issue of personal protective equipment (PPE) such as gloves, aprons, facemasks and goggles when deemed necessary by risk assessment	19.55% 1,562
Clear contingency arrangements for staff and pupils that are understood by all staff, pupils and their families, in the event of individuals presenting with possible Covid-19 symptoms while at school	45.31% 3,621
Other (please specify)	6.12% 489
Total Respondents: 7,991	

Q8 Further comments on Hub support

Answered: 2,420 Skipped: 23,708

Q9 What have been the barriers, if any, to you delivering home learning? (tick all that apply)

Answered: 23,714 Skipped: 2,414



Teaching during the Covid-19 school shutdown

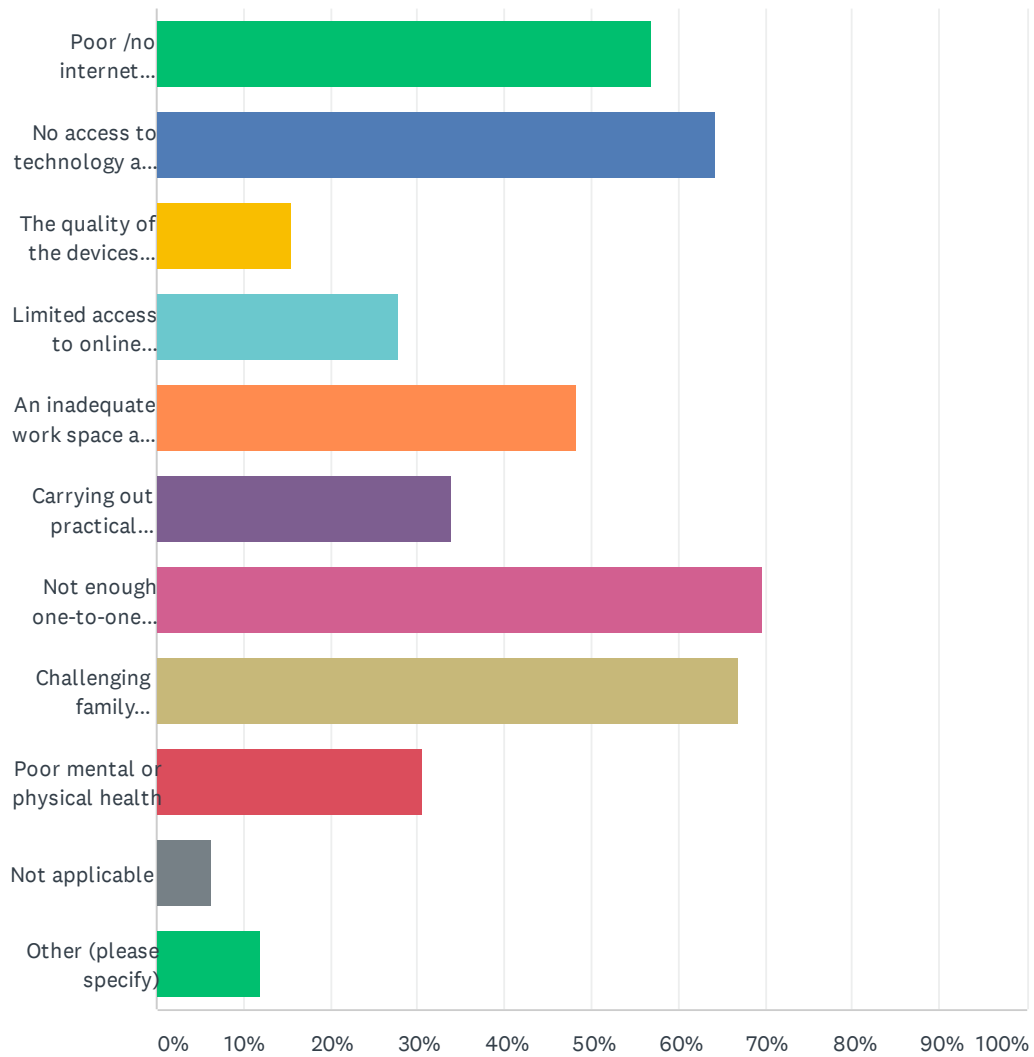
ANSWER CHOICES	RESPONSES	
Poor/no internet connection	19.41%	4,604
The quality of the devices provided by my school, for example laptops, video cameras and phones	15.81%	3,749
Not enough guidance on how to tailor lessons for online learning	26.91%	6,382
Limited access to good quality online learning resources that I can use with my pupils	15.24%	3,615
An inadequate workspace at home (e.g. a lack of privacy due to overcrowding at home, lack of desk and chair to work comfortably, etc.)	30.30%	7,185
Delivering practical elements of the coursework	36.91%	8,752
Low pupil/student attendance	31.45%	7,458
Low pupil/student participation	61.29%	14,535
Personal caring responsibilities	29.36%	6,963
(For members with a disability) Not having reasonable adjustments in place, as per my normal working or as required by new circumstances	0.81%	191
Challenging family circumstances at home (e.g. illness, financial problems, limited access to food, limited space for learning, addiction, relationship tensions, domestic abuse etc.)	9.15%	2,170
Poor mental or physical health	8.92%	2,116
Not applicable	9.52%	2,257
Other (please specify)	11.29%	2,678
Total Respondents: 23,714		

Q10 Comments

Answered: 4,921 Skipped: 21,207

Q11 When thinking of your students, what barriers have you seen to their participation in home learning? (Tick all that apply)

Answered: 23,271 Skipped: 2,857



Teaching during the Covid-19 school shutdown

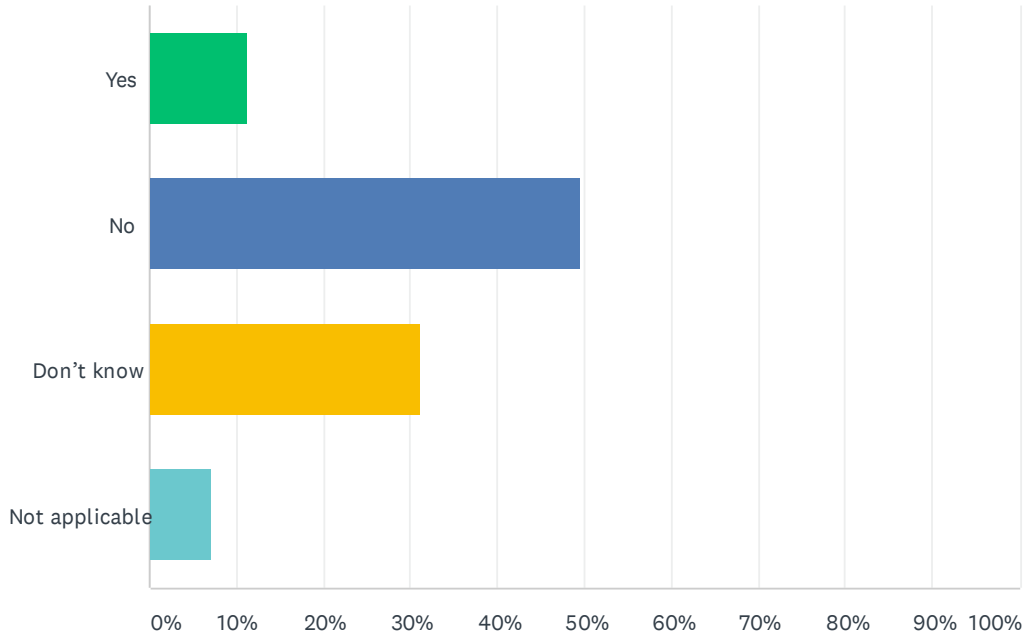
ANSWER CHOICES	RESPONSES
Poor /no internet connection	56.86% 13,233
No access to technology at home	64.23% 14,948
The quality of the devices provided by the school, for example laptops, video cameras and phones	15.39% 3,581
Limited access to online learning resources that they can use	27.82% 6,473
An inadequate work space at home (e.g. a lack of privacy due to overcrowding at home, lack of desk and chair to work comfortably, etc.)	48.30% 11,241
Carrying out practical elements of the coursework	33.79% 7,863
Not enough one-to-one support of the kind that they would normally be given by learning support staff	69.63% 16,203
Challenging family circumstances at home(e.g. illness, financial problems, limited access to food, limited space for learning, addiction, relationship tensions, domestic abuse etc.)	67.02% 15,596
Poor mental or physical health	30.60% 7,120
Not applicable	6.19% 1,441
Other (please specify)	11.89% 2,768
Total Respondents: 23,271	

Q12 Comments

Answered: 3,583 Skipped: 22,545

Q13 Do you think the children with additional support needs in your class are having their needs met since moving to online learning? (please provide details to support your answer, if possible)

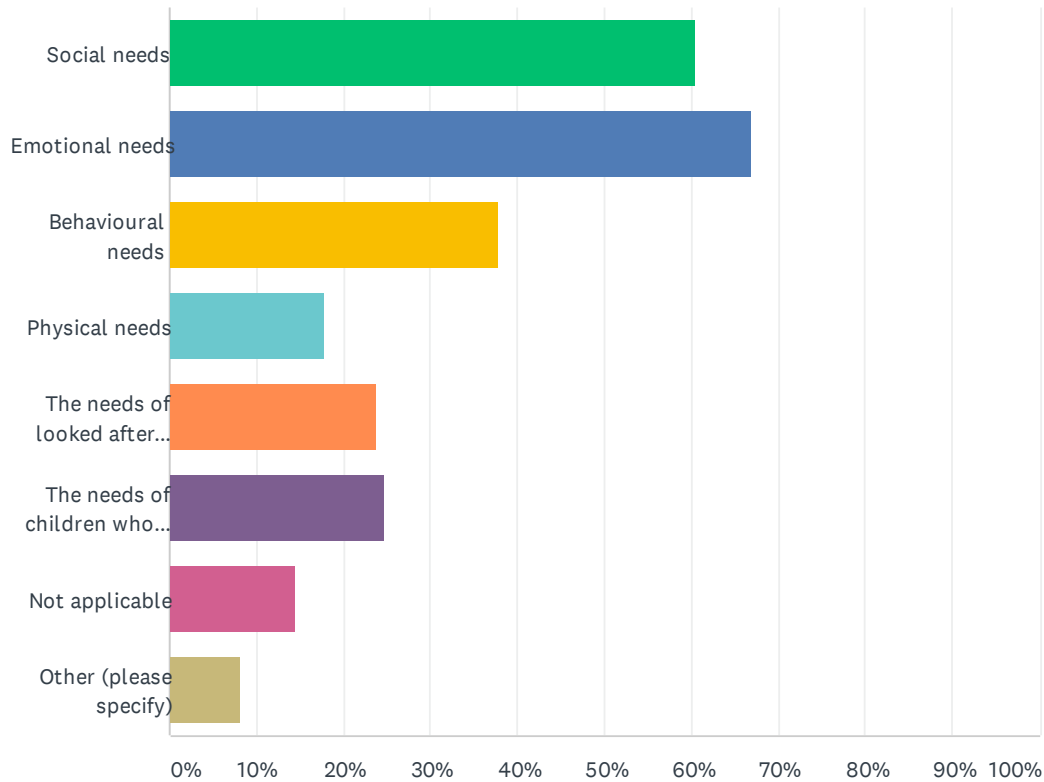
Answered: 23,013 Skipped: 3,115



ANSWER CHOICES		RESPONSES	
Yes		11.39%	2,621
No		49.52%	11,395
Don't know		31.10%	7,158
Not applicable		7.09%	1,631
TOTAL			23,013

Q14 Where have been the greatest challenges in meeting the needs of children with Additional Support Needs since the school shutdown? (tick all that apply)The greatest challenges have been in addressing:

Answered: 22,418 Skipped: 3,710



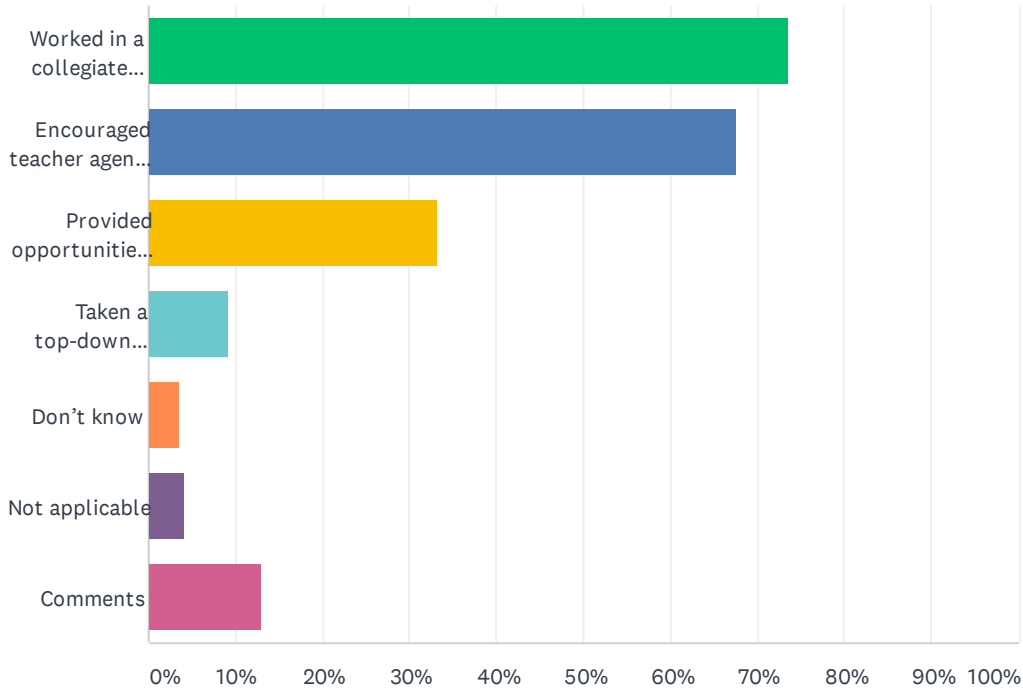
ANSWER CHOICES	RESPONSES	
Social needs	60.56%	13,577
Emotional needs	67.04%	15,030
Behavioural needs	37.78%	8,469
Physical needs	17.77%	3,983
The needs of looked after children	23.88%	5,354
The needs of children who speak English as an additional language	24.73%	5,543
Not applicable	14.34%	3,214
Other (please specify)	8.22%	1,842
Total Respondents: 22,418		

Q15 Further comments on remote learning for children with additional support needs

Answered: 3,911 Skipped: 22,217

Q16 Whilst creating, designing and sharing online learning and teaching materials has your school: (please tick all that apply)

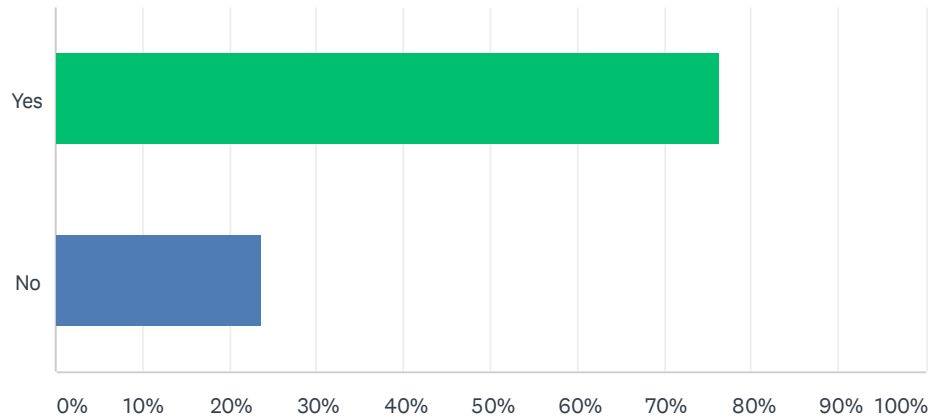
Answered: 22,632 Skipped: 3,496



ANSWER CHOICES	RESPONSES
Worked in a collegiate manner with teachers sharing ideas and resources	73.70% 16,679
Encouraged teacher agency with teachers having freedom to tailor learning and resources to the needs of their own learners	67.54% 15,286
Provided opportunities for teachers to network with and beyond their school	33.33% 7,543
Taken a top-down approach with little say and decision-making enabled from teachers	9.18% 2,077
Don't know	3.49% 789
Not applicable	4.26% 964
Comments	12.96% 2,932
Total Respondents: 22,632	

Q17 Have you engaged in professional learning (professional reading, courses, webinars,etc.) to help you deliver online learning, and home working?

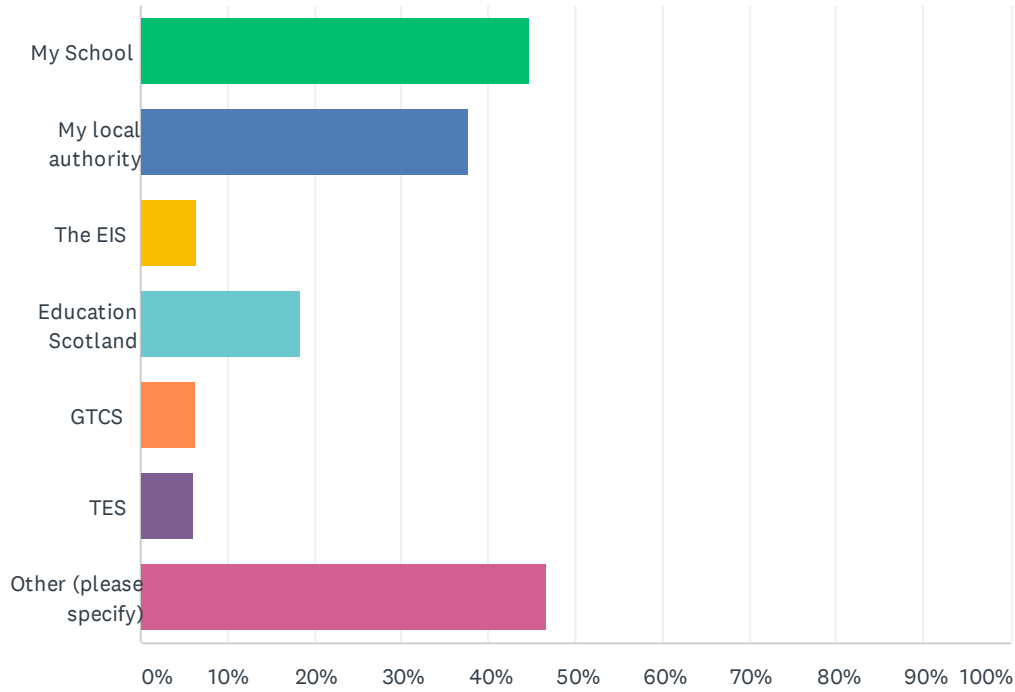
Answered: 22,703 Skipped: 3,425



ANSWER CHOICES	RESPONSES	
Yes	76.40%	17,345
No	23.60%	5,358
TOTAL		22,703

Q18 Who provided this professional learning?

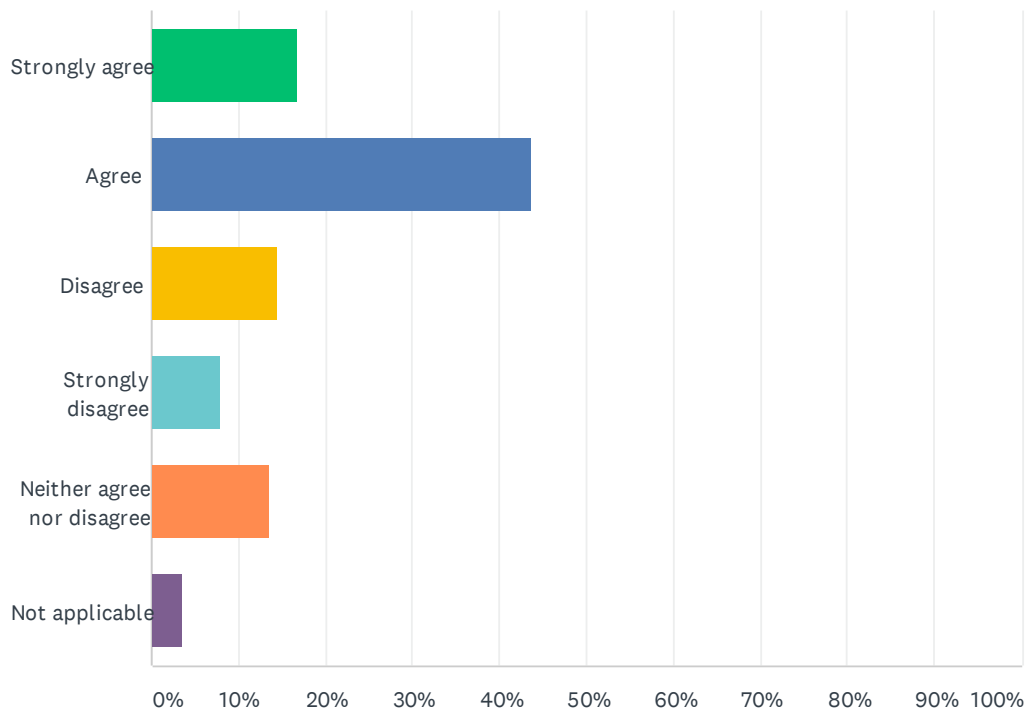
Answered: 17,227 Skipped: 8,901



ANSWER CHOICES	RESPONSES	
My School	44.78%	7,715
My local authority	37.75%	6,503
The EIS	6.43%	1,108
Education Scotland	18.42%	3,173
GTCS	6.31%	1,087
TES	6.09%	1,049
Other (please specify)	46.68%	8,042
Total Respondents: 17,227		

Q19 How far do you agree with the following statements:“There have been collegiate discussions concerning realistic expectations about the contingency measures to be put in place to support pupils in my school.”

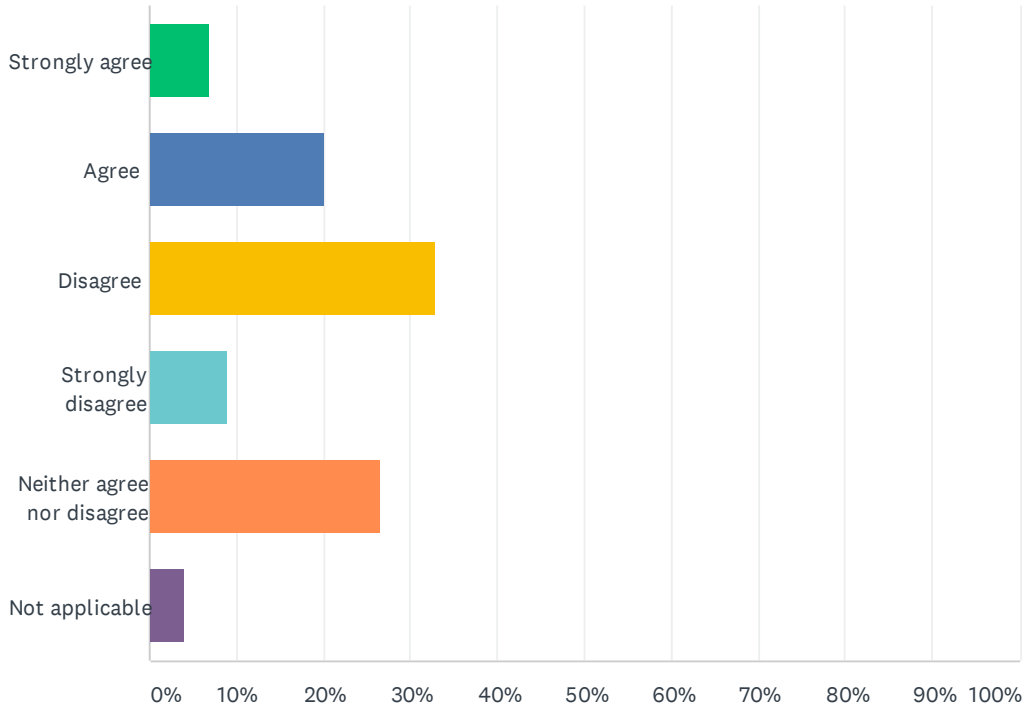
Answered: 22,390 Skipped: 3,738



ANSWER CHOICES	RESPONSES	
Strongly agree	16.65%	3,727
Agree	43.78%	9,803
Disagree	14.44%	3,232
Strongly disagree	7.85%	1,757
Neither agree nor disagree	13.54%	3,032
Not applicable	3.47%	777
TOTAL		22,390

Q20 “There is an unrealistic expectation from parents as to the quantity and quality of home learning materials that can be developed and delivered at this time?”

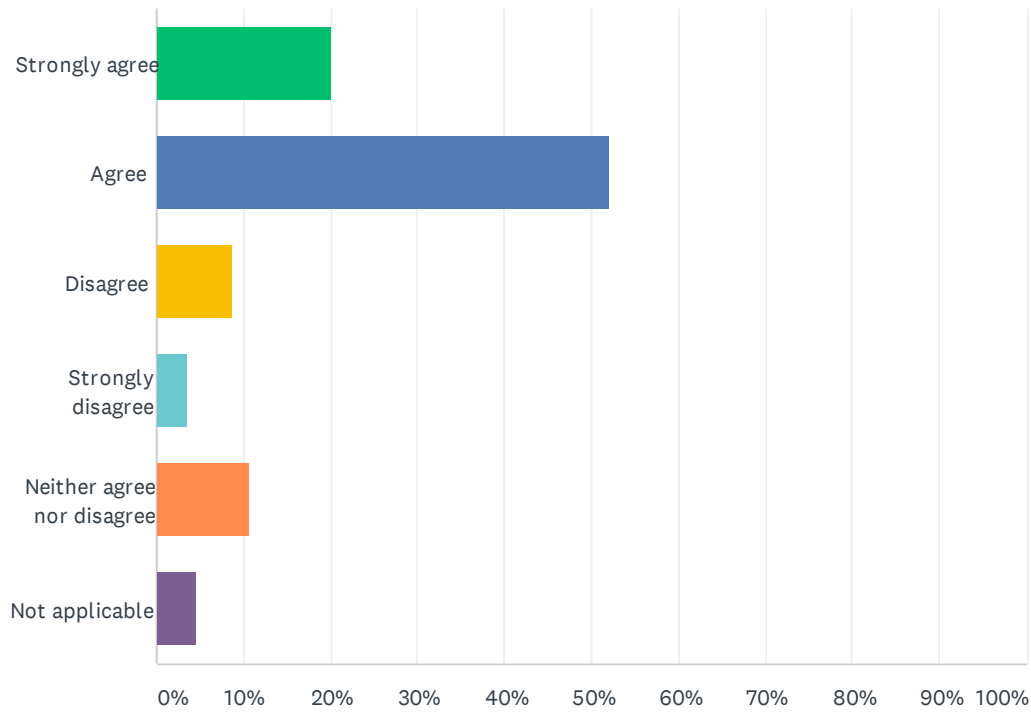
Answered: 22,316 Skipped: 3,812



ANSWER CHOICES	RESPONSES	
Strongly agree	6.96%	1,553
Agree	20.07%	4,479
Disagree	32.80%	7,319
Strongly disagree	8.97%	2,002
Neither agree nor disagree	26.65%	5,948
Not applicable	3.93%	878
TOTAL		22,316

Q21 “I feel that the expectations from my school, regarding the learning I am expected to deliver to young people is realistic and achievable.”

Answered: 22,353 Skipped: 3,775



ANSWER CHOICES	RESPONSES	
Strongly agree	20.03%	4,478
Agree	52.13%	11,653
Disagree	8.86%	1,981
Strongly disagree	3.46%	774
Neither agree nor disagree	10.68%	2,387
Not applicable	4.60%	1,029
TOTAL		22,353